
2002 KENTUCKY HIGH SCHOOL ATHLETIC ASSOCIATION
BOYS' SWEET SIXTEEN® STATE BASKETBALL TOURNAMENT

March 13-16 • Rupp Arena • Lexington



Friday, March 15
Session 6 - Game 1

Oldham County Colonels
VS.
Lexington Catholic Knights

FINAL GAME STATS



IT'S SHOWTIME!

2002 KHSAA BOYS' SWEET 16 - Game Box Score
Oldham County Colonels vs. Lexington Catholic Knights

Date: 03/15/2002 Time: 7:00 pm Site: Rupp Arena-Lexington, KY Attendance: N

Visitors: Lexington Catholic Knights															
##	Name	P	FG	3 Pt	FT	PTS	ORB	DRB	TR	PF	AST	TO	BS	ST	MIN
3	* Brian Smith	G	7/14	3/6	0/0	17	2	2	4	2	5	3	0	2	25:26
4	Martiese Marones		0/1	0/0	0/0	0	0	0	0	3	0	1	0	0	4:05
5	Adam Cooke		0/1	0/0	0/0	0	0	0	0	0	0	0	0	0	0:50
10	Drew Morton		1/1	0/0	0/0	2	0	1	1	4	0	2	0	0	5:44
11	* William Graham	G	10/13	2/3	4/4	26	1	2	3	2	4	1	0	1	27:05
23	* Demetrius Green	F	4/11	0/3	0/0	8	1	3	4	1	6	4	0	3	27:04
30	Chase Hillenmeyer		0/1	0/0	0/0	0	0	0	0	1	0	1	0	0	2:10
32	* Ryan Morton	F	3/6	0/1	1/2	7	1	4	5	1	0	1	0	0	22:46
33	Harrison Morton		0/2	0/1	0/0	0	0	2	2	2	0	1	0	1	16:29
34	Mark Ballthrop		0/0	0/0	0/0	0	0	2	2	0	0	1	0	1	8:06
44	Ryan Postel														DNP
45	* John Rompf	C	0/0	0/0	0/0	0	0	3	3	2	0	0	2	0	18:02
55	Cory Canter		0/0	0/0	0/0	0	0	1	1	0	0	0	0	0	1:23
12	Trey Server		0/0	0/0	0/0	0	0	1	1	0	0	0	0	0	0:50
14	Wes Lawrence														DNP
Team							1	2	3						
Totals			25/50	5/14	5/6	60	6	23	29	18	15	15	2	8	160
Total FG			1st Half	12/25	48.0%	2nd Half	13/25	52.0%	Game	25/50	50.0%				
3 PT FG			1st Half	4/11	36.4%	2nd Half	1/3	33.3%	Game	5/14	35.7%				
Free Throws			1st Half	1/2	50.0%	2nd Half	4/4	100%	Game	5/6	83.3%				

Home: Oldham County Colonels															
##	Name	P	FG	3 Pt	FT	PTS	ORB	DRB	TR	PF	AST	TO	BS	ST	MIN
10	Brandon Berry		0/0	0/0	0/0	0	0	0	0	0	0	0	0	0	1:16
13	Brad Koenig		0/1	0/0	0/0	0	0	1	1	1	0	2	0	2	8:59
15	* Jarriott Huddleston	G	1/6	0/2	4/7	6	0	2	2	0	3	4	0	2	26:59
20	Brandon Gathof		0/0	0/0	0/0	0	0	1	1	0	0	0	0	0	0:11
21	Ben Winters		0/1	0/0	0/0	0	0	0	0	0	0	1	0	0	6:42
22	Joel Gastright		0/0	0/0	0/0	0	0	0	0	0	0	0	0	0	3:14
23	* Donta Smith	G	6/11	1/1	6/8	19	2	3	5	3	0	6	2	3	31:24
24	* Travis Liedtke	F	5/7	0/0	4/7	14	4	8	12	3	1	0	2	0	30:37
33	John McCarthy		0/1	0/1	0/0	0	0	0	0	0	1	1	0	0	6:55
34	* Matt Jacobson	G	1/8	0/3	2/2	4	0	1	1	1	0	2	0	0	25:39
40	Alex Mullins														DNP
42	* Brock Neal	F	0/4	0/0	0/0	0	0	0	0	0	0	1	0	0	17:20
45	Max Kuiper		0/0	0/0	0/0	0	0	0	0	1	0	0	0	0	0:33
30	Ryan Phillips		0/0	0/0	0/0	0	0	0	0	0	0	0	0	0	0:11
32	Adam Bird														DNP
Team							1	3	4			1			
Totals			13/39	1/7	16/24	43	7	19	26	9	5	18	4	7	160
Total FG			1st Half	8/21	38.1%	2nd Half	5/18	27.8%	Game	13/39	33.3%				
3 PT FG			1st Half	1/3	33.3%	2nd Half	0/4	0.00%	Game	1/7	14.3%				
Free Throws			1st Half	6/8	75.0%	2nd Half	10/16	62.5%	Game	16/24	66.7%				

	LCath	Old		LCath	Old		LCath	Old
Free Throw Pts	5	16	3Pt Points	15	3	Pts/Possession	0.86	0.57
Pts off Turnovers	16	17	2nd Chance Points	9	7	Pts off Bench	2	0
Total Rebounds	29	26	Team Rebounds	3	4	Dead Ball Reb	1	5
Off Rebound %	24.0	23.3	Def Rebound %	76.7	76.0	Total Rebound %	52.7	47.3
Technical Fouls	LCath	None						
	Old	None						
Officials	Jim Hughes, Glenn Gray, Brett Miles							

	Qtr 1	Qtr 2	Qtr 3	Qtr 4	OT 1	OT 2	OT 3	OT 4	Total
Lexington Catholic Knights	17	12	18	13	0	0	0	0	60
Oldham County Colonels	10	13	10	10	0	0	0	0	43

2002 KHSAA BOYS' SWEET 16 - Play by Play Report - Period: 1 (pg 1)
Oldham County Colonels vs. Lexington Catholic Knights
Date: 03/15/2002 Time: 7:00 pm Site: Rupp Arena-Lexington, KY Attendance: N

Name	Action	Action	Score	Clock	Diff	Name	Action	Action
15 J Huddleston	Start Game					3 B Smith	Start Game	
23 D Smith	Start Game					11 W Graham	Start Game	
24 T Liedtke	Start Game					23 D Green	Start Game	
34 M Jacobson	Start Game					32 R Morton	Start Game	
42 B Neal	Start Game					45 J Rompf	Start Game	
D Smith	Jump Ball Loss			1 7:58		R Morton	Jump Ball Win	
			0-2	1 7:54	-2	D Green	FG Made	W Graham Assist
J Huddleston	FG Attempt			1 7:34		J Rompf	Block	LCath Def Reb
			0-5	1 7:13	-5	W Graham	3Pt Made	D Green Assist
B Neal	FG Attempt			1 6:34		W Graham	Def Rebound	
				1 6:27		B Smith	Turnover	(Bad Pass)
D Smith	FG Attempt			1 6:19		D Green	Def Rebound	
			0-8	1 6:06	-8	W Graham	3Pt Made	B Smith Assist
D Smith	Turnover			1 6:00				
				1 5:59		D Green	Steal	
				1 5:58		D Green	3Pt Attempt	LCath Off Reb
Old	20 Sec Time Out			1 5:57				
			0-11	1 5:42	-11	B Smith	3Pt Made	D Green Assist
B Neal	FG Attempt	T Liedtke Off Reb		1 5:26				
T Liedtke	Putback Made		2-11	1 5:24	-9			
M Jacobson	Def Rebound			1 5:14		R Morton	3Pt Attempt	
M Jacobson	3Pt Attempt			1 4:58		J Rompf	Def Rebound	
				1 4:56		W Graham	Offensive Foul	
				1 4:56		W Graham	Turnover	
M Jacobson	Charge Taken			1 4:56				
D Smith	Offensive Foul			1 4:50				
D Smith	Turnover			1 4:50				
				1 4:50		J Rompf	Charge Taken	
T Liedtke	Def Rebound			1 4:37		W Graham	3Pt Attempt	
M Jacobson	FG Attempt			1 3:47		J Rompf	Def Rebound	
				1 3:40		D Green	Offensive Foul	
				1 3:40		D Green	Turnover	
M Jacobson	Charge Taken			1 3:40				
				1 3:40		H Morton	Enter Game	for J Rompf
B Winters	Enter Game	for D Smith		1 3:40				
J Huddleston	Layup Made		4-11	1 3:25	-7			
T Liedtke	Personal Foul			1 3:15				
D Smith	Enter Game	for B Winters		1 3:15				
Old	Def Rebound			1 3:09		D Green	3Pt Attempt	
B Neal	Turnover	(Bad Pass)		1 3:00				
				1 2:57		B Smith	Steal	
			4-13	1 2:56	-9	W Graham	Layup Made	B Smith Assist
D Smith	Turnover			1 2:46				
				1 2:45		H Morton	Steal	
			4-15	1 2:42	-11	W Graham	Layup Made	D Green Assist
B Winters	Enter Game	for B Neal		1 2:37				
				1 2:37				
				1 2:37		J Rompf	Enter Game	for R Morton
				1 2:37		M Marones	Enter Game	for W Graham
T Liedtke	FT Made		5-15	1 2:21	-10	M Marones	Personal Foul	
T Liedtke	FT Made		6-15	1 2:21	-9			
				1 2:04		B Smith	Turnover	(Traveling)
B Neal	Enter Game	for B Winters		1 2:04				
				1 2:04		D Morton	Enter Game	for B Smith
T Liedtke	Layup Made	J Huddleston Assist	8-15	1 1:53	-7			
D Smith	Block	T Liedtke Def Reb		1 1:44		H Morton	FG Attempt	
				1 1:41		J Rompf	Personal Foul	
				1 1:41		R Morton	Enter Game	for J Rompf
				1 1:41		D Green	Enter Game	for D Green
				1 1:41		W Graham	Enter Game	for M Marones
				1 1:41		M Balthrop	Enter Game	for D Green

2002 KHSAA BOYS' SWEET 16 - Play by Play Report - Period: 1 (pg 2)
 Oldham County Colonels vs. Lexington Catholic Knights
 Date: 03/15/2002 Time: 7:00 pm Site: Rupp Arena-Lexington, KY Attendance: N

Name	Action	Action	Score	Clock	Diff	Name	Action	Action
D Smith	FG Attempt	Old Off Reb		1 1:33				
J Huddleston	FT Made		9-15	1 1:22	-6	D Morton	Personal Foul	
J Huddleston	FT Made		10-15	1 1:22	-5			
			10-17	1 0:46	-7	W Graham	Layup Made	
J Huddleston	3Pt Attempt			1 0:33		W Graham	Def Rebound	
T Liedtke	Block	T Liedtke Def Reb		1 0:06		R Morton	FG Attempt	

End of Period Summary Colonels 10 Knights 17

Largest Lead: Colonels 0 Knights 11 (11 pts)

Lead in Period: Colonels 0 Knights 11 (11 pts)

4 for 7 oppo pts

2 for 2 pts

3/11 for 27.3 %

4/4 for 100 %

Turnovers

2nd Chances

Field Goals

Free Throws

Lead Changes: 0 Ties: 0

Lead Changes: 0 Ties: 0 (this period)

4 for 4 oppo pts

1 for 0 pts

7/13 for 53.8 %

0/0 for 0.00 %

2002 KHSAA BOYS' SWEET 16 - Play by Play Report - Period: 2 (pg 1)
Oldham County Colonels vs. Lexington Catholic Knights
Date: 03/15/2002 Time: 7:00 pm Site: Rupp Arena-Lexington, KY Attendance: N

Name	Action	Action	Score	Clock	Diff	Name	Action	Action
				2 8:00		B Smith	Enter Game	for D Morton
				2 8:00		D Green	Enter Game	for M Balthrop
B Koenig	Enter Game	for J Huddleston		2 8:00				
B Koenig	Turnover	(Bad Pass)		2 7:59				
T Liedtke	Personal Foul			2 7:55				
B Winters	Enter Game	for B Koenig		2 7:55				
T Liedtke	Def Rebound			2 7:43		D Green	FG Attempt	
B Koenig	Enter Game	for B Winters		2 7:42				
D Smith	Dunk Att			2 7:32		H Morton	Def Rebound	
B Koenig	Def Rebound			2 7:21		H Morton	3Pt Attempt	
D Smith	FG Attempt	D Smith Off Reb		2 6:55				
				2 6:50		H Morton	Personal Foul	
J Huddleston	Enter Game	for B Koenig		2 6:50				
D Smith	FT Attempt	Old Deadball Reb		2 6:50				
D Smith	FT Made		11-17	2 6:50	-6			
			11-19	2 6:40	-8	B Smith	FG Made	
T Liedtke	FG Made	J Huddleston Assist	13-19	2 6:10	-6			
				2 6:10		R Morton	Personal Foul	
				2 6:10		J Rompf	Enter Game	for H Morton
T Liedtke	FT Attempt			2 6:10		B Smith	Def Rebound	
M Kuiper	Enter Game	for T Liedtke		2 6:07				
				2 6:07		H Morton	Enter Game	for J Rompf
D Smith	Def Rebound			2 5:53		B Smith	3Pt Attempt	
D Smith	Turnover	(Bad Pass)		2 5:51				
				2 5:51		J Rompf	Enter Game	for H Morton
M Kuiper	Personal Foul			2 5:34				
T Liedtke	Enter Game	for M Kuiper		2 5:34				
				2 5:34		R Morton	FT Attempt	
Old	Off Rebound	(Dead Ball Reb)		2 5:34				
			13-20	2 5:34	-7	R Morton	FT Made	
				2 5:34		M Balthrop	Enter Game	for R Morton
M Jacobson	Turnover	(Bad Pass)		2 5:32				
				2 5:30		M Balthrop	Steal	
				2 5:27		D Green	FG Attempt	W Graham Off Reb
				2 5:20		D Green	Turnover	
D Smith	Steal			2 5:20				
D Smith	FG Made		15-20	2 5:02	-5			
D Smith	FT Made		16-20	2 5:02	-4	J Rompf	Personal Foul	
				2 4:37		B Smith	FG Attempt	B Smith Off Reb
			16-22	2 4:33	-6	B Smith	Putback Made	
M Jacobson	FG Attempt			2 4:14		M Balthrop	Def Rebound	
			16-25	2 4:06	-9	B Smith	3Pt Made	W Graham Assist
B Neal	FG Attempt			2 3:52		J Rompf	Block	B Smith Def Reb
			16-27	2 3:46	-11	W Graham	Layup Made	B Smith Assist
Old	20 Sec Time Out			2 3:43				
				2 3:43		H Morton	Enter Game	for J Rompf
D Smith	Layup Made		18-27	2 3:31	-9			
Old	Def Rebound			2 3:16		B Smith	3Pt Attempt	
J Huddleston	FG Attempt	T Liedtke Off Reb		2 2:38				
T Liedtke	Putback Made		20-27	2 2:36	-7			
T Liedtke	Block	T Liedtke Def Reb		2 2:27		B Smith	FG Attempt	
				2 2:24		D Morton	Enter Game	for B Smith
				2 2:24		R Morton	Enter Game	for M Balthrop
J McCarthy	Enter Game	for M Jacobson		2 2:21				
				2 2:21				
M Jacobson	Enter Game	for B Neal		2 2:21				
				2 1:59		J Rompf	Enter Game	for H Morton
				2 1:59		B Smith	Enter Game	for D Morton
D Smith	3Pt Made	J McCarthy Assist	23-27	2 1:21	-4			
M Jacobson	Personal Foul			2 1:16				
				2 1:16		H Morton	Enter Game	for J Rompf

2002 KHSAA BOYS' SWEET 16 - Play by Play Report - Period: 2 (pg 2)
 Oldham County Colonels vs. Lexington Catholic Knights
 Date: 03/15/2002 Time: 7:00 pm Site: Rupp Arena-Lexington, KY Attendance: N

Name	Action	Action	Score	Clock	Diff	Name	Action	Action
B Winters	Enter Game	for J Huddleston		2 1:16				
B Berry	Enter Game	for M Jacobson		2 1:16				
				2 1:03		B Smith	Turnover	(Bad Pass)
				2 1:03		J Rompf	Enter Game	for H Morton
M Jacobson	Enter Game	for B Winters		2 1:03				
J McCarthy	Turnover			2 0:05				
				2 0:04		W Graham	Steal	
			23-29	2 0:01	-6	W Graham	Dunk Made	

End of Period Summary Colonels 23 Knights 29

Largest Lead: Colonels 0 Knights 11 (11 pts)	Lead Changes: 0 Ties: 0
Lead in Period: Colonels 16 Knights 27 (11 pts)	Lead Changes: 0 Ties: 0 (this period)
4 for 3 oppo pts	Turnovers
2 for 3 pts	2nd Chances
5/10 for 50.0 %	Field Goals
2/4 for 50.0 %	Free Throws
	2 for 3 oppo pts
	2 for 2 pts
	5/12 for 41.7 %
	1/2 for 50.0 %

2002 KHSAA BOYS' SWEET 16 - Game Box Score

Oldham County Colonels vs. Lexington Catholic Knights

Date: 03/15/2002 Time: 7:00 pm Site: Rupp Arena-Lexington, KY Attendance: N

Visitors: Lexington Catholic Knights

##	Name	P	FG	3 Pt	FT	PTS	ORB	DRB	TR	PF	AST	TO	BS	ST	MIN
3	* Brian Smith	G	4/8	2/4	0/0	10	1	2	3	0	3	3	0	1	13:31
4	Martiese Marones		0/0	0/0	0/0	0	0	0	0	1	0	0	0	0	0:56
5	Adam Cooke														DNP
10	Drew Morton		0/0	0/0	0/0	0	0	0	0	1	0	0	0	0	2:29
11	* William Graham	G	7/8	2/3	0/0	16	1	2	3	1	2	1	0	1	15:04
23	* Demetrius Green	F	1/5	0/2	0/0	2	0	1	1	1	3	2	0	1	14:19
30	Chase Hillenmeyer														DNP
32	* Ryan Morton	F	0/2	0/1	1/2	1	0	0	0	1	0	0	0	0	11:54
33	Harrison Morton		0/2	0/1	0/0	0	0	1	1	1	0	0	0	1	7:43
34	Mark Balthrop		0/0	0/0	0/0	0	0	1	1	0	0	0	0	1	4:51
44	Ryan Postel														DNP
45	* John Rompf	C	0/0	0/0	0/0	0	0	2	2	2	0	0	2	0	9:13
55	Cory Canter														DNP
12	Trey Server														DNP
14	Wes Lawrence														DNP
Team							1	1	2						
Totals			12/25	4/11	1/2	29	3	10	13	8	8	6	2	5	80
Total FG			1st Half		12/25	48.0%	2nd Half		0/0	0.00%	Game	12/25	48.0%		
3 PT FG			1st Half		4/11	36.4%	2nd Half		0/0	0.00%	Game	4/11	36.4%		
Free Throws			1st Half		1/2	50.0%	2nd Half		0/0	0.00%	Game	1/2	50.0%		

Home: Oldham County Colonels

##	Name	P	FG	3 Pt	FT	PTS	ORB	DRB	TR	PF	AST	TO	BS	ST	MIN
10	Brandon Berry		0/0	0/0	0/0	0	0	0	0	0	0	0	0	0	1:16
13	Brad Koenig		0/0	0/0	0/0	0	0	1	1	0	0	1	0	0	0:57
15	* Jarriott Huddleston	G	1/4	0/1	2/2	4	0	0	0	0	2	0	0	0	13:34
20	Brandon Gathof														DNP
21	Ben Winters		0/0	0/0	0/0	0	0	0	0	0	0	0	0	0	1:24
22	Joel Gastright														DNP
23	* Donta Smith	G	3/7	1/1	2/3	9	1	1	2	1	0	4	1	1	15:35
24	* Travis Liedtke	F	4/4	0/0	2/3	10	2	5	7	2	0	0	2	0	15:27
33	John McCarthy		0/0	0/0	0/0	0	0	0	0	0	1	1	0	0	2:21
34	* Matt Jacobson	G	0/3	0/1	0/0	0	0	1	1	1	0	1	0	0	15:47
40	Alex Mullins														DNP
42	* Brock Neal	F	0/3	0/0	0/0	0	0	0	0	0	0	1	0	0	13:06
45	Max Kuiper		0/0	0/0	0/0	0	0	0	0	1	0	0	0	0	0:33
30	Ryan Phillips														DNP
32	Adam Bird														DNP
Team							1	2	3						
Totals			8/21	1/3	6/8	23	4	10	14	5	3	8	3	1	80
Total FG			1st Half		8/21	38.1%	2nd Half		0/0	0.00%	Game	8/21	38.1%		
3 PT FG			1st Half		1/3	33.3%	2nd Half		0/0	0.00%	Game	1/3	33.3%		
Free Throws			1st Half		6/8	75.0%	2nd Half		0/0	0.00%	Game	6/8	75.0%		

	LCath	Old		LCath	Old		LCath	Old
Free Throw Pts	1	6	3Pt Points	12	3	Pts/Possession	0.88	0.62
Pts off Turnovers	10	7	2nd Chance Points	2	5	Pts off Bench	0	0
Total Rebounds	13	14	Team Rebounds	2	3	Dead Ball Reb	1	2
Off Rebound %	23.1	28.6	Def Rebound %	71.4	76.9	Total Rebound %	48.1	51.9
Technical Fouls	LCath	None						
	Old	None						
Officials	Jim Hughes, Glenn Gray, Brett Miles							

	Qtr 1	Qtr 2	Qtr 3	Qtr 4	OT 1	OT 2	OT 3	OT 4	Total
Lexington Catholic Knights	17	12	0	0	0	0	0	0	29
Oldham County Colonels	10	13	0	0	0	0	0	0	23

2002 KHSAA BOYS' SWEET 16 - Play by Play Report - Period: 3 (pg 1)
Oldham County Colonels vs. Lexington Catholic Knights
Date: 03/15/2002 Time: 7:00 pm Site: Rupp Arena-Lexington, KY Attendance: N

Name	Action	Action	Score	Clock	Diff	Name	Action	Action
B Berry	Leave Game			3 8:00				
D Smith	Leave Game			3 8:00				
T Liedtke	Leave Game			3 8:00				
J McCarthy	Leave Game			3 8:00				
M Jacobson	Leave Game			3 8:00				
				3 8:00		B Smith	Leave Game	
				3 8:00		W Graham	Leave Game	
				3 8:00		D Green	Leave Game	
				3 8:00		R Morton	Leave Game	
				3 8:00		B Smith	Enter Game	for J Rompf
				3 8:00		W Graham	Enter game	
				3 8:00		D Green	Enter game	
				3 8:00		R Morton	Enter game	
				3 8:00		J Rompf	Enter game	
D Smith	Enter game			3 8:00				
T Liedtke	Enter game			3 8:00				
J Huddleston	Enter game			3 8:00				
B Neal	Enter game			3 8:00				
M Jacobson	Enter game			3 8:00				
				3 7:54		B Smith	Personal Foul	
J Huddleston	FT Attempt	Old Deadball Reb		3 7:54				
J Huddleston	FT Made		24-29	3 7:54	-5			
				3 7:33		W Graham	Layup Att	R Morton Off Reb
			24-31	3 7:30	-7	R Morton	Putback Made	
J Huddleston	Turnover	(Bad Pass)		3 7:21				
B Winters	Enter Game	for B Neal		3 7:21				
Old	Def Rebound			3 7:14		B Smith	FG Attempt	
M Jacobson	Turnover			3 6:28				
Old	Turnover			3 6:27		B Smith	Steal	
			24-33	3 6:20	-9	B Smith	Layup Made	W Graham Assist
D Smith	Offensive Foul			3 6:18				
D Smith	Turnover			3 6:18				
				3 6:18		J Rompf	Charge Taken	
Old	Time Out			3 6:18				
B Koenig	Enter Game	for M Jacobson		3 6:18				
D Smith	Def Rebound			3 6:00		B Smith	3Pt Attempt	
B Koenig	Turnover	(Fumble)		3 5:55				
M Jacobson	Enter Game	for B Koenig		3 5:55				
T Liedtke	Def Rebound			3 5:50		W Graham	FG Attempt	
B Winters	FG Attempt	T Liedtke Off Reb		3 5:29				
T Liedtke	Putback Made		26-33	3 5:22	-7			
T Liedtke	Personal Foul		26-34	3 5:22	-8	W Graham	FT Made	
			26-35	3 5:22	-9	W Graham	FT Made	
				3 5:22		H Morton	Enter Game	for J Rompf
M Jacobson	3Pt Attempt			3 5:10		D Green	Def Rebound	
			26-37	3 5:01	-11	R Morton	FG Made	D Green Assist
J Huddleston	Layup Att			3 4:52		R Morton	Def Rebound	
D Smith	Def Rebound			3 4:46		D Green	Layup Att	
M Jacobson	FG Attempt			3 4:18		R Morton	Def Rebound	
			26-39	3 4:12	-13	D Green	Layup Made	B Smith Assist
D Smith	FG Made	T Liedtke Assist	28-39	3 3:33	-11			
D Smith	Personal Foul			3 3:28				
B Winters	Leave Game			3 3:28				
B Koenig	Enter Game	for M Jacobson		3 3:28				
B Neal	Enter game			3 3:28				
				3 3:28		B Smith	Leave Game	
				3 3:28		M Marones	Enter Game	for R Morton
				3 3:28		J Rompf	Enter game	
			28-40	3 3:28	-12	W Graham	FT Made	
			28-41	3 3:28	-13	W Graham	FT Made	
				3 3:28		D Morton	Enter Game	for W Graham

2002 KHSAA BOYS' SWEET 16 - Play by Play Report - Period: 3 (pg 2)
Oldham County Colonels vs. Lexington Catholic Knights
Date: 03/15/2002 Time: 7:00 pm Site: Rupp Arena-Lexington, KY Attendance: N

Name	Action	Action	Score	Clock	Diff	Name	Action	Action
J Huddieston	Turnover	(Bad Pass)		3 3:09				
J Huddieston	Def Rebound			3 3:04		D Green	3Pt Attempt	
				3 2:35		M Marones	Personal Foul	
T Liedtke	FT Attempt	Old Deadball Reb		3 2:35				
T Liedtke	FT Made		29-41	3 2:35	-12			
				3 2:21		M Marones	Turnover	(Bad Pass)
D Smith	Steal			3 2:19				
				3 2:17		D Morton	Personal Foul	
M Jacobson	Enter Game	for B Neal		3 2:17				
				3 2:17		W Graham	Enter Game	for M Marones
				3 2:11		D Morton	Leave Game	
				3 2:11		B Smith	Enter Game	for H Morton
				3 2:11		R Morton	Enter game	
D Smith	FG Made		31-41	3 1:54	-10			
				3 1:39		R Morton	Turnover	(Bad Pass)
B Koenig	FG Attempt			3 1:21		D Green	Def Rebound	
			31-43	3 1:16	-12	W Graham	Layup Made	D Green Assist
Old	Time Out			3 1:11				
M Jacobson	FG Attempt			3 0:51		R Morton	Def Rebound	
			31-45	3 0:45	-14	D Green	Layup Made	
				3 0:27		B Smith	Personal Foul	
				3 0:27		D Green	Leave Game	
				3 0:27		H Morton	Enter Game	for R Morton
				3 0:27		M Balthrop	Enter game	
M Jacobson	FT Made		32-45	3 0:27	-13			
M Jacobson	FT Made		33-45	3 0:27	-12			
				3 0:15		B Smith	FG Attempt	B Smith Off Reb
			33-47	3 0:01	-14	B Smith	FG Made	

End of Period Summary Colonels 33 Knights 47

Largest Lead: Colonels 31 Knights 45 (14 pts)
Lead in Period: Colonels 31 Knights 45 (14 pts)
 6 for 2 oppo pts
 1 for 2 pts
 3/9 for 33.3 %
 4/6 for 66.7 %

Turnovers
2nd Chances
Field Goals
Free Throws

Lead Changes: 0 Ties: 0
Lead Changes: 0 Ties: 0 (this period)
 2 for 2 oppo pts
 2 for 4 pts
 7/14 for 50.0 %
 4/4 for 100 %

2002 KHSAA BOYS' SWEET 16 - Play by Play Report - Period: 4 (pg 1)
Oldham County Colonels vs. Lexington Catholic Knights
Date: 03/15/2002 Time: 7:00 pm Site: Rupp Arena-Lexington, KY Attendance: N

Name	Action	Action	Score	Clock	Diff	Name	Action	Action
			33-50	4 8:00		D Green	Enter Game	for M Baithrop
J Huddleston	Turnover	(Bad Pass)		4 7:46	-17	B Smith	3Pt Made	W Graham Assist
				4 7:36				
				4 7:33		D Green	Steal	
				4 7:28		H Morton	Turnover	
				4 7:24		R Morton	Enter Game	for H Morton
				4 7:20		W Graham	Personal Foul	
T Liedtke	FT Attempt	Old Deadball Reb		4 7:20				
T Liedtke	FT Made		34-50	4 7:20	-16			
				4 7:05		D Green	Turnover	
J Huddleston	Steal			4 7:04				
M Jacobson	Layup Made	J Huddleston Assist	36-50	4 7:00	-14			
				4 6:52		R Morton	FG Attempt	D Green Off Reb
J Huddleston	Def Rebound			4 6:48		D Green	Putback Att	
J Huddleston	Turnover	(Traveling)		4 6:42				
				4 6:42		R Morton	Enter Game	for R Morton
				4 6:42		H Morton	Enter Game	for J Rompf
			36-52	4 5:58	-16	W Graham	FG Made	
M Jacobson	3Pt Attempt			4 5:39		H Morton	Def Rebound	
				4 5:12		LCath	Time Out	
B Koenig	Leave Game			4 5:12				
J Huddleston	Leave Game			4 5:12				
J Gastright	Enter Game	for M Jacobson		4 5:12				
J McCarthy	Enter game			4 5:12				
B Neal	Enter game			4 5:12				
			36-54	4 5:09	-18	D Green	Layup Made	B Smith Assist
D Smith	Turnover			4 4:59				
				4 4:59		D Green	Steal	
				4 4:58		D Green	Turnover	(Traveling)
D Smith	Layup Made		38-54	4 4:26	-16			
			38-56	4 3:25	-18	R Morton	Layup Made	D Green Assist
B Neal	FG Attempt	T Liedtke Off Reb		4 3:14				
T Liedtke	Putback Att			4 3:13		R Morton	Def Rebound	
				4 3:00				
			38-58	4 2:49	-20	W Graham	Layup Made	
				4 2:48		LCath	Time Out	
				4 2:48		B Smith	Leave Game	
				4 2:48		W Graham	Leave Game	
				4 2:48		D Green	Leave Game	
				4 2:48		R Morton	Leave Game	
				4 2:48		J Rompf	Enter Game	for H Morton
				4 2:48		M Baithrop	Enter game	
				4 2:48		D Morton	Enter game	
				4 2:48		M Marones	Enter game	
				4 2:48		H Morton	Enter game	
J Gastright	Leave Game			4 2:48				
D Smith	Leave Game			4 2:48				
T Liedtke	Leave Game			4 2:48				
J McCarthy	Leave Game			4 2:48				
B Winters	Enter Game	for B Neal		4 2:48				
J Huddleston	Enter game			4 2:48				
M Jacobson	Enter game			4 2:48				
T Liedtke	Enter game			4 2:48				
D Smith	Enter game			4 2:48				
T Liedtke	FG Attempt	D Smith Off Reb		4 2:38				
				4 2:31		H Morton	Personal Foul	
B Winters	Turnover			4 2:27				
			38-60	4 2:24	-22	D Morton	Layup Made	
				4 2:10		D Morton	Personal Foul	
				4 2:10		C Hillenmeyer	Enter Game	for H Morton
J McCarthy	Enter Game	for M Jacobson		4 2:10				

2002 KHSAA BOYS' SWEET 16 - Play by Play Report - Period: 4 (pg 2)
Oldham County Colonels vs. Lexington Catholic Knights
Date: 03/15/2002 Time: 7:00 pm Site: Rupp Arena-Lexington, KY Attendance: N

Name	Action	Action	Score	Clock	Diff	Name	Action	Action
J Huddleston	FT Attempt			4 2:10		M Balthrop	Def Rebound	
				4 1:59		D Morton	Turnover	
J Huddleston	Steal			4 1:59				
J Huddleston	FT Made		39-60	4 1:59	-21	D Morton	Personal Foul	
J Huddleston	FT Attempt			4 1:59		J Rompf	Def Rebound	
D Smith	Block	T Liedtke Def Reb		4 1:31		M Marones	Layup Att	
				4 1:23		M Marones	Personal Foul	
B Koenig	Enter Game	for B Winters		4 1:23				
				4 1:23		C Canter	Enter Game	for J Rompf
D Smith	FT Made		40-60	4 1:23	-20			
D Smith	FT Made		41-60	4 1:23	-19			
D Smith	FT Attempt			4 1:23		C Canter	Def Rebound	
T Liedtke	Def Rebound			4 1:09		C Hillenmeyer	FG Attempt	
J McCarthy	3Pt Attempt			4 0:59		D Morton	Def Rebound	
				4 0:52		D Morton	Turnover	
B Koenig	Steal			4 0:51				
				4 0:50		C Hillenmeyer	Personal Foul	
J Gastright	Enter Game	for T Liedtke		4 0:50				
				4 0:50		M Marones	Leave Game	
				4 0:50		A Cooke	Enter Game	for D Morton
				4 0:50		T Server	Enter game	
D Smith	FT Made		42-60	4 0:50	-18			
D Smith	FT Made		43-60	4 0:50	-17			
				4 0:40		C Hillenmeyer	Turnover	
B Koenig	Steal			4 0:39				
D Smith	Layup Att			4 0:35		LCath	Def Rebound	
				4 0:25		M Balthrop	Turnover	
D Smith	Steal			4 0:24				
J Huddleston	3Pt Attempt			4 0:19		T Server	Def Rebound	
B Koenig	Personal Foul			4 0:11				
B Gathof	Enter Game	for D Smith		4 0:11				
R Phillips	Enter Game	for J Huddleston		4 0:11				
B Gathof	Def Rebound			4 0:04		A Cooke	FG Attempt	

End of Period Summary Colonels 43 Knights 60

Largest Lead: Colonels 38 Knights 60 (22 pts)

Lead in Period: Colonels 38 Knights 60 (22 pts)

4 for 4 oppo pts

2 for 0 pts

2/9 for 22.2 %

6/10 for 60.0 %

Turnovers

2nd Chances

Field Goals

Free Throws

Lead Changes: 0 Ties: 0

Lead Changes: 0 Ties: 0 (this period)

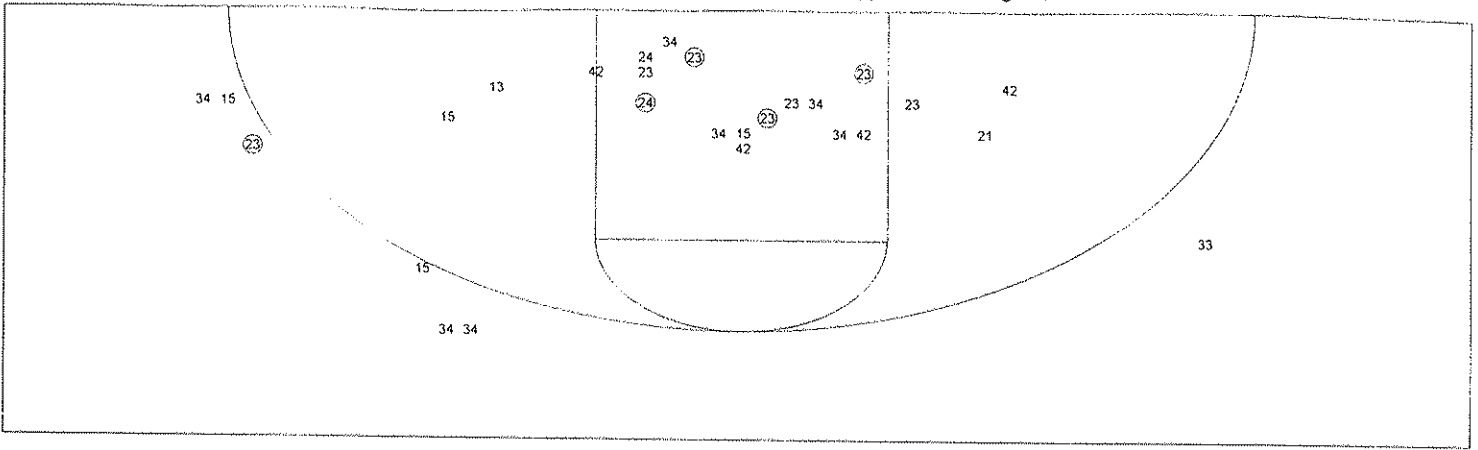
7 for 8 oppo pts

1 for 3 pts

6/11 for 54.5 %

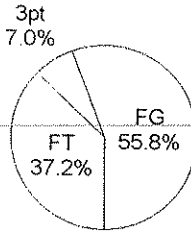
0/0 for 0.00 %

2002 KHSAA BOYS' SWEET 16 - TEAM SHOT CHART for the Oldham County Colonels
 Oldham County Colonels vs. Lexington Catholic Knights
 DATE: 03/15/2002 TIME: 7:00 pm SITE: Rupp Arena-Lexington, KY

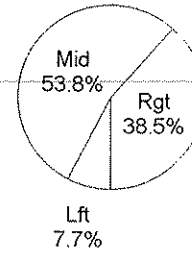


Shot Summary	M/A	%	PTS
3Pt FG	1/7	14.3%	3
2Pt FG	12/32	37.5%	24
Layups - L	0/0	0.0%	0
Layups - R	5/7	71.4%	10
Dunks	0/1	0.0%	0
Putbacks	3/4	75.0%	6
Overall Shooting	13/39	33.3%	27
Free Throws	16/24	66.7%	16
Total Points			43

Scoring Distribution




Scoring Locations

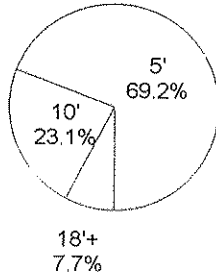


By Period	FG	FGA	FG%	3Pt	3PA	3P%	FT	FTA	FT%	PTS	ORB	DRB	TR	PF	AST	TO	BS	ST	P/S
1st Period	3	11	27.3	0	2	0.00	4	4	100	10	2	5	7	2	1	4	2	0	0.77
2nd Period	5	10	50.0	1	1	100	2	4	50.0	13	2	5	7	3	2	4	1	1	1.08
3rd Period	3	9	33.3	0	1	0.00	4	6	66.7	10	1	5	6	3	1	6	0	1	0.83
4th Period	2	9	22.2	0	3	0.00	6	10	60.0	10	2	4	6	1	1	4	1	5	0.71
Game	13	39	33.3	1	7	14.3	16	24	66.7	43	7	19	26	9	5	18	4	7	0.84

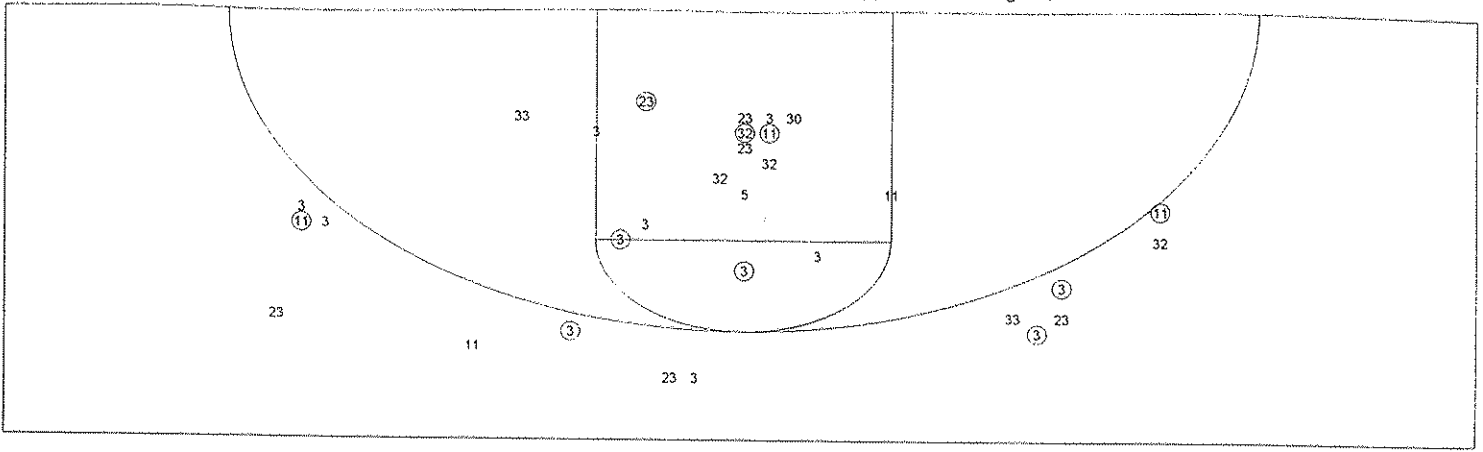
Scoring Breakdown



Scoring Range

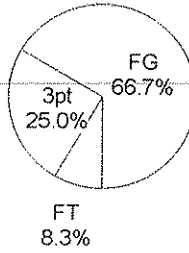


2002 KHSAA BOYS' SWEET 16 - TEAM SHOT CHART for the Lexington Catholic Knights
 Oldham County Colonels vs. Lexington Catholic Knights
 DATE: 03/15/2002 TIME: 7:00 pm SITE: Rupp Arena-Lexington, KY

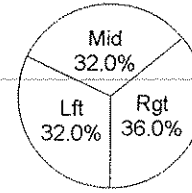


Shot Summary	M/A	%	PTS
3Pt FG	5/14	35.7%	15
2Pt FG	20/36	55.6%	40
Layups - L	6/7	85.7%	12
Layups - R	6/8	75.0%	12
Dunks	1/1	100.0%	2
Putbacks	2/3	66.7%	4
Overall Shooting	25/50	50.0%	55
Free Throws	5/6	83.3%	5
Total Points			60

Scoring Distribution

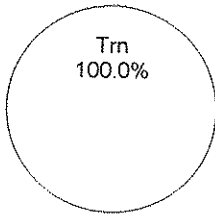


Scoring Locations



By Period	FG	FGA	FG%	3Pt	3PA	3P%	FT	FTA	FT%	PTS	ORB	DRB	TR	PF	AST	TO	BS	ST	P/S
1st Period	7	13	53.8	3	7	42.9	0	0	0.00	17	1	6	7	5	6	4	1	3	1.31
2nd Period	5	12	41.7	1	4	25.0	1	2	50.0	12	2	4	6	3	2	2	1	2	0.92
3rd Period	7	14	50.0	0	2	0.00	4	4	100	18	2	5	7	4	4	2	0	1	1.13
4th Period	6	11	54.5	1	1	100	0	0	0.00	13	1	8	9	6	3	7	0	2	1.18
Game	25	50	50.0	5	14	35.7	5	6	83.3	60	6	23	29	18	15	15	2	8	1.13

Scoring Breakdown



Scoring Range

